




All Makes Performance Test

4/01/2024

Uprights	cfm	wl	Warr	@.3m	Price
SEBO X7 / X8	100.2	91.5	10	99.98%	\$1050 - \$1150
SEBO X4	103.8	92.5	10	99.98%	\$899
SEBO G4 / G5	103.8	92.5	10	99.98%	\$749 - \$849
Riccar R30 & R40	124	100	5	99.98%	\$1199 - \$1699
Riccar R25 Series	95	105	2-5	94.30%	\$499- \$849
Cirrus CR-79A	75	64	5	80.77%	\$569
Titan T4000	80	90	1	92.70%	\$419
Titan T3200	72	60	1	82.84%	\$325
Riccar R10 Series	102		1-5	84.72	\$399 - \$899
Oreck Discover	61.2		7	82.71	\$599
Soniclean SFC-7000	62		5/1	83.18	\$499
Aerus Guardian	55	65	10	83.22%	\$1,200
Kenmore BU4018	48	27	1	76.40%	\$180
<hr/>					
Dyson Animal Total Clean	43	60	2	39.92%	! \$599
Shark Stratos	50	110	5	36.60%	! \$399
Hoover UH77200V	50	49	1	37.40%	! \$279
Bissell 3418	58	59	1	37.28%	! \$299
Kenmore DU4099	52	58	1	37.88%	! \$199
Eureka NEU800	39	55	1	38.40%	! \$220
Dirt Devil UD76800	35	40	1	39.70%	! \$140

80+ cfm is preferred

Good
Average
Poor

! = Bagless Cleaners